




LINN bench

In the creation of this new bench we set the goal of nothing less than reaching the greatest comfort and elegance, worthy of a modern city. Our approach was to make the bench look selfless and obvious at first glance but appear beautiful to the attentive upon a closer look, while surprising with its snugness while seated.

Having these ideals in our minds - Linn was born. Being classy enough and completely free of excess, Linn is ideal for supplementing an historical venue in a modern angle, meanwhile modern enough to stand out convincingly in the context of contemporary architecture.



Design by Pent Talvet, iseasi





Linn bench

FEATURES

Elegant and graceful, suitable for various environments.

Excellent seating comfort achieved by special profiling of wood.

The various lengths available enable the creation of rhythm and functionality in different installation settings.

The armrests and the height of the seating consider seniors and people with restricted mobility.

To ensure the longevity of the products in the demanding public outdoor environment, careful consideration has foremost been given to the selection of wood thicknesses and the radiuses of the wood edges.

Extery quality without compromise- harmonious design, carefully selected materials and engineering considered to the last detail.

EXTERY

WOOD

The wood selection includes double layer Osmo Natural Oil Woodstain coated thermo-treated ash, Siperian larch and tropical wood. Tropical wood is also available naturally, without surface top coating.



Thermotreated ash OC-010



Tropical wood OC-425



Siperian larch OC-706



Tropical wood natural

METAL

The steel frame is available in resilient AISI 316 stainless steel or hot-dip galvanized and powder coated finish. The hot-dip galvanizing is done according to ISO 1461:2009 standard.



Stainless steel

RAL recommendation by designer:



RAL 7016



RAL 7039



Antique silver

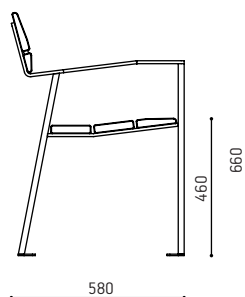
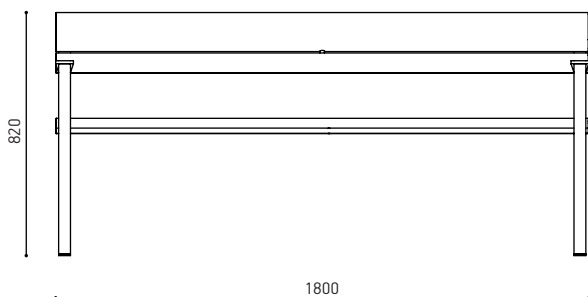
INSTALLATION

Freestanding on a firm base

Anchored to a firm foundation

DIMENSIONS

Linn bench, 1800 - **LIN180**
LIN180ss

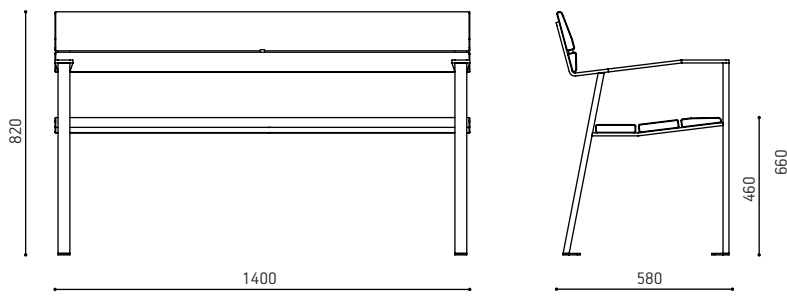


Material marking in product code:

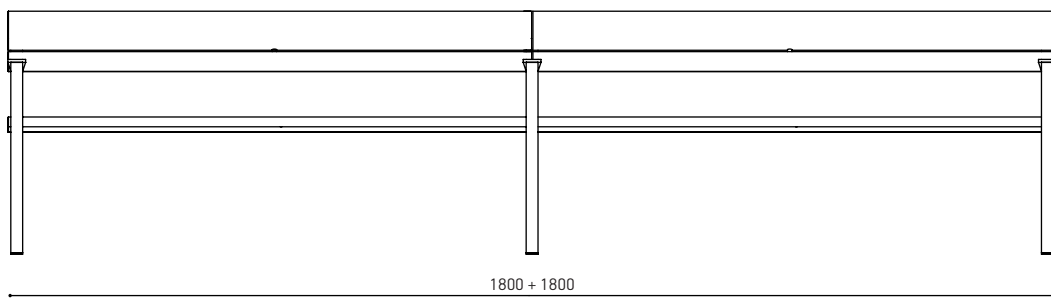
- a- thermotreated ash
- u- larch
- t- tropical wood
- tn- tropical wood, natural

The use of the legend on the example of stainless steel frame with larch wood: **LIN180ss-u**

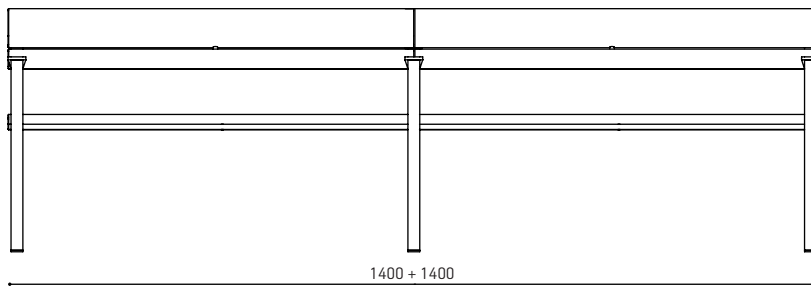
Linn bench, 1400 - LIN140
LIN140ss



Linn bench, 1800 extendable - LIN180-02
LIN180ss-02



Linn bench, 1400 extendable - LIN140-02
LIN140ss-02



Material marking in product code:

- a- thermotreated ash
- u- larch
- t- tropical wood
- tn- tropical wood, natural

The use of the legend on the example of stainless steel frame with larch wood: LIN180ss-02-u