

# NIPPON DUO



Design by  
**Kertsi Lootus**

Nippon is a simple bench with architecturally clear volumes that stands on two feet on the ground like peace itself. With its modesty it is suitable for different urban environments – has a balanced effect in a modern context and a discreet effect on a pretentious background appearing almost invisible. Placing the benches repeatedly along the edge of the square or along the seafront promenade enhances the charm of the Nippon´s bench simplicity.

## FEATURES

Unpretentiously clean and minimalistic design.


Completely balanced shape with balanced legs makes the construction strong, stable and durable.

Its simplicity makes it suitable for both outdoor and indoor use.

A clever solution that hides all the fastening details and ensures pure surfaces.

The hot-dip galvanized and powder-coated steel frame and high-quality, knot-free wooden material makes the product very resistant to weather and use.

Extery quality without compromise- harmonious design, carefully selected materials and engineering considered to the last detail.



## WOOD

The wood selection includes double layer oil coated knot-free thermo-treated ash and tropical wood. Tropical wood has no top coat.



Thermotreated ash (oiled)



Tropical wood

## METAL

The steel frame is available in hot-dip galvanized and powder coated finish. The hot-dip galvanizing is done according to ISO 1461:2009 standard.

RAL recommendation by designer:



RAL 7016  
+ graffiti  
protection



RAL 7039



RAL 9005

## INSTALLATION

Freestanding on a firm base.

Anchored to a firm foundation.

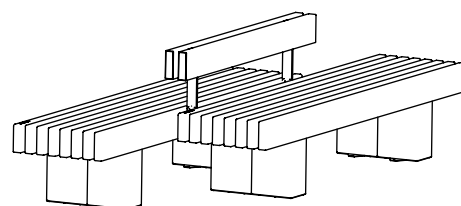
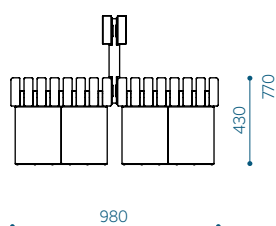
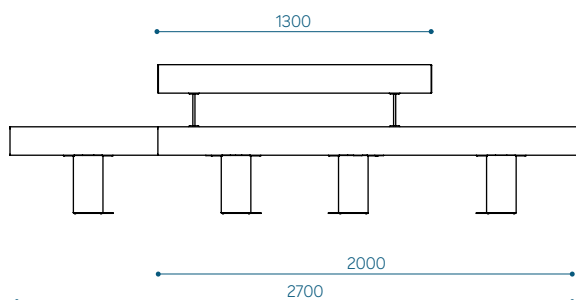
Material marking in product code:

a- thermotreated ash  
t- tropical wood  
H- extended legs

Example of code use for Nippon Duo with tropical wood: NIPD270-t

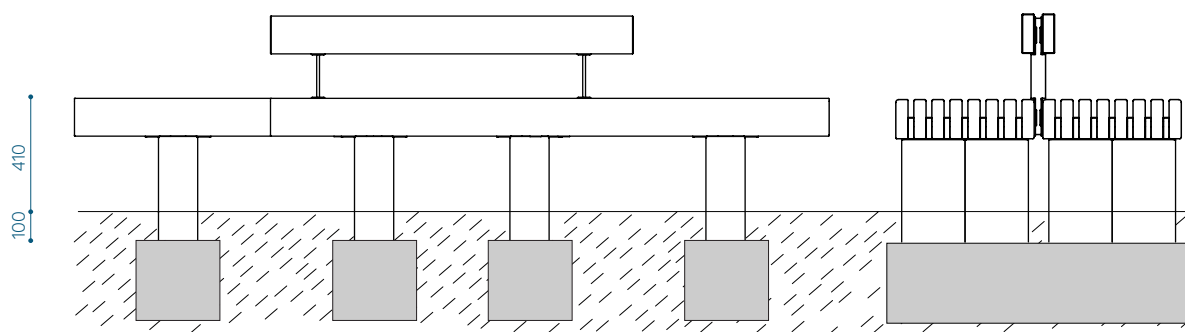
## DIMENSIONS

### Nippon Duo - NIPD270



## ADDITIONAL OPTION

**H - Extended legs.** Extra 100 mm height for underground installation.  
Available for all Nippon bench versions.



Extended legs are suitable to use:

- in the need for installation e.g. under the cobblestones;
- in sloping landscapes.

Material marking in product code:

- a- thermotreated ash
- t- tropical wood
- H- extended legs

Example of code use for Nippon Duo with  
extended legs and tropical wood:  
NIPD270-H-t